





	<div> MegaCast <small>BY FUTURE B2B</small></div>	<div> EcoCast <small>BY FUTURE B2B</small></div>	<div> SmartPanel <small>BY FUTURE B2B</small></div>	<div> Expert Series <small>BY FUTURE B2B</small></div>
MINIMUM LEADS	800	150 (150 for Vertical)	150	150
VENDOR PARTICIPANTS	4 to 8	2 to 6	2 to 4	1 to 6
VENDOR PRESENTS?	Yes	Yes	No	No
PRESENTATION LENGTH	20 minutes + 5 minutes Q&A	20 minutes + 5 minutes Q&A	N/A	N/A
MAY			5/29: How AI Has Shifted the Landscape for Construction Risk	
JUNE	6/4: Tech Showcase Day: Addressing Data Protection and Disaster Recovery Needs	6/5: Where to Put Your Infrastructure: Pros and Cons of Data Center, Cloud, and Colo		
JULY			7/22: Choosing the Right Ecommerce Platform: A Guide for Retail Success 7/29: Transform Your Business With AI and Big Data Synergy 7/30: How to Create the Ideal Workplace Experience: People, Places & Process	7/15: Building a Thriving Workplace Culture
AUGUST		8/14: AV As a Service: Why it Now Makes Sense to Outsource Some AV	8/7: Build Resiliency with a Tech-Forward Supply Chain Management Strategy 8/12: The Inflation Reduction Act Turns 3 8/13: NextGen Audio Begins With IP	
OCTOBER		10/23: Zero Trust: The Intersection of IT Security and Networked AV	10/16: Security for AV Pros: New Trends for Control Rooms and Endpoints	10/24: Kubernetes and Containers: New Ways to Secure, Back Up, and Optimize Modern App Environments
NOVEMBER	11/12: Assessing Next Generation IT Tools, Products, and Services	11/20: Guide to Cloud Tools: The Products and Services Critical to Cloud Migration, Security, Sustainability, and Success	11/5: Retail 2026: What Will Shape the Future of Shopping? 11/18: Building Information Modeling and Sustainability: Are You Ready for BIM 6.0? 11/19: Getting Collaboration Right: Simple, Deployable, and Manageable Systems	
DECEMBER		12/4: Identity and Access Management: Key Tools and Strategies	12/2: Cyber and IT Trends 2026: What Lies Ahead?	



MegaCast
BY FUTURE B2B

ActualTech Media's MegaCast themed tech webinars have been proven to be a leading way by which business and technical decision makers educate themselves on technologies and what's available to them in the market.

These multi-vendor virtual events offer viewers back-to-back presentations from 6 to 8+ vendors that have a story to tell around the theme of the event.



Expert Series
BY FUTURE B2B

The Expert Series webinar provides clients with the ultimate "set-it-and-forget-it" turnkey experience. We provide expert-level content, give you a sponsorship shout-out, and present a slide to our audience about your solution.



EcoCast
BY FUTURE B2B

The EcoCast is a webinar that provides a variety of more targeted-focus themes. With 2 to 6+ vendor/companies participating and a minimum of event registrations.

They are a perfect way to tell a receptive audience about your product or service.



SmartPanel
BY FUTURE B2B

Have your thought leader or subject-matter expert join a virtual panel with other topic area specialists to discuss the topics and challenges that your company and customers care about most.



SINGLE VENDOR
WEBINAR PROGRAMS

In addition to the multi-vendor webinars on our schedule, we're happy to help you execute your next webinar. A standard FutureB2B webinar is up to an hour long and carries with it a minimum commitment of 200 registrations. We provide a project manager, the platform, moderation services, and can even speak on the webinar as independent experts. We've performed dozens of highly successful webinars for a number of happy clients! If you have a webinar need, please contact us.



CUSTOM WEBINARS

FutureB2B routinely performs custom online webinars for our clients ranging from small gatherings to large expositions. For all webinars, we provide a project manager, the presentation platform, a moderator, and we can also supply a speaker for you. Whether you want a webinar that's a small as a 30-minute platform demo to as large as a 4-hour extravaganza with a full agenda, we're ready to lend a hand!